



Making Life Better

*Annual Stockholders'
Meeting*

June 2017

Disclaimer

This presentation contains certain forward looking statements with respect to the financial condition, results of operations and businesses of JG Summit Holdings, Inc. (JG Summit). Such forward looking statements involve known and unknown risks, uncertainties and other factors which may cause the actual results or performance of JG Summit to be materially different from any future results or performance expressed or implied by such forward looking statements. Such forward looking statements were based on numerous assumptions regarding JG Summit's present and future business strategies and the political and economic environment in which JG Summit will operate in the future.



Company Profile



JG SUMMIT
HOLDINGS, INC.



Core Businesses



Stake: 55.3%
Mkt Cap: Php 356.0Bn
Att Mkt Cap: Php 196.7Bn



Stake: 61.0%
Mkt Cap: Php 98.7Bn
Att Mkt Cap: Php 60.2Bn




Stake: 67.2%
Mkt Cap: Php 58.8Bn
Att Mkt Cap: Php 39.5 Bn




JG SUMMIT HOLDINGS, INC.

Market Capitalization: Php 565.9 Billion

Growth Businesses




Stake: 60.0%




Stake: 100.0%


Core Investments




Stake: 29.6%*
Mkt Cap: Php 294.2Bn
Att Mkt Cap: Php 87.0Bn



Stake: 8.0%
Mkt Cap: Php 395.2Bn
Att Mkt Cap: Php 31.6Bn



Stake: 37.0%
Mkt Cap: Php 168.6 Bn
Att Mkt Cap: Php 62.4Bn

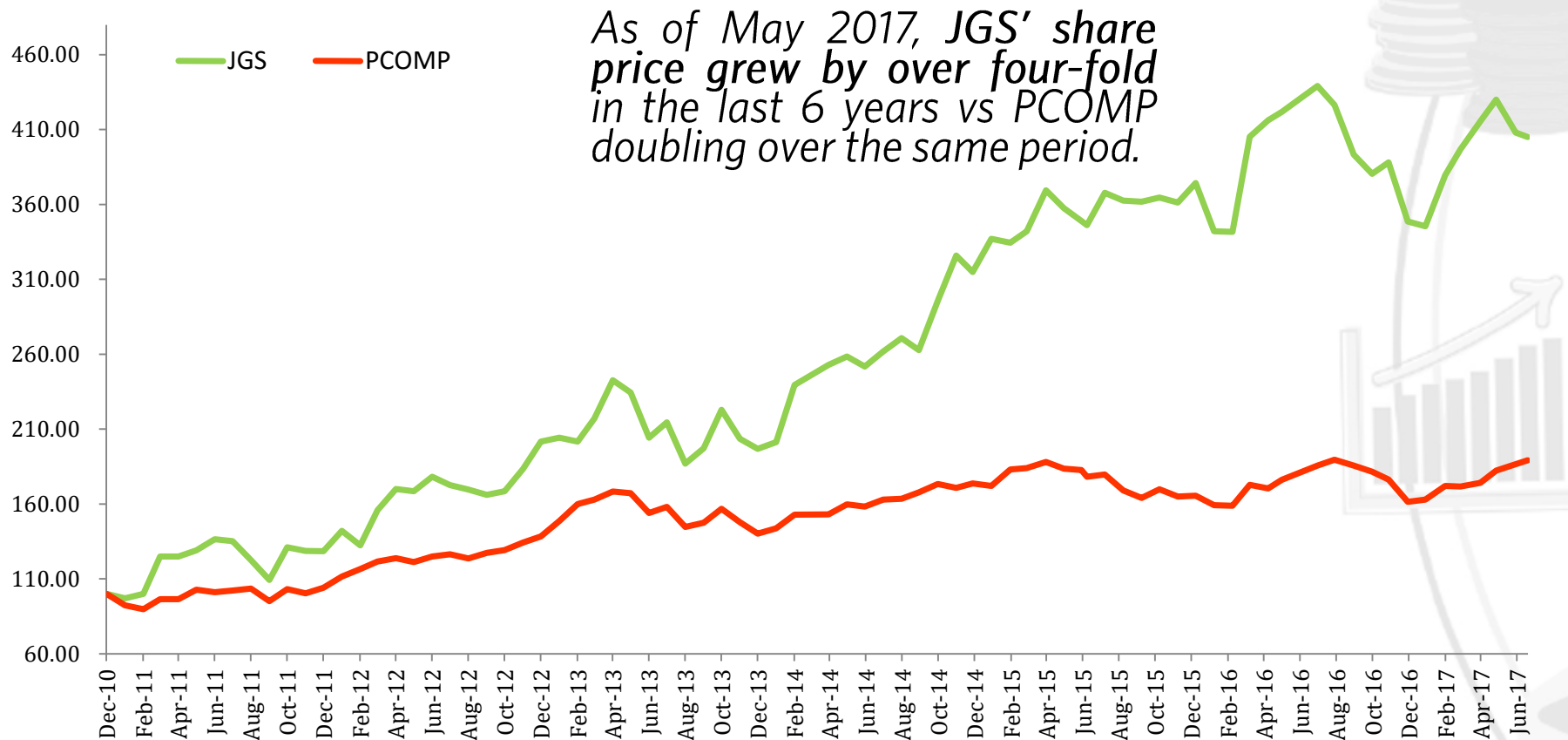


Stake: 30.0%

Figures as of 23 June 2017
1 USD: 50.31 Php
*as of June 23, 2017

Share Performance


6-year Relative performance of JGS vs PCOMP



JG consistently outperforms the Philippine Index



Milestones and Expansion



JG SUMMIT
HOLDINGS, INC.

Milestones and Expansion



Cebu Pacific announced the formation of Value Alliance, the world's first pan-regional low cost carrier alliance.



JG Summit acquired 30% stake in Global Business Power Corporation, the leading power supplier in the Visayas with an aggregate 852 MW of coal and diesel powered generating capacity at present



URC International acquired 100% stake in Snack Brands Australia, one of the leading salty snacks player in Australia and one of the most preferred suppliers and partners of major Australian retailers.



ROBINSONS LAND CORPORATION

RLC received masterplan approval for its residential development in Chengdu, China and has commenced construction.



BOI and DTI approved JG Summit Petrochemicals Group's to build new manufacturing facilities and expansion of its existing operations that is targeted to start operations by 2021.




URC completed an asset acquisition of Batangas Sugar Central Inc, making URC the largest sugar producer in the Philippines. URC partnered with the Vitasoy Group to promote high quality, plant-based foods and beverages in the Philippines.



JG SUMMIT HOLDINGS, INC.

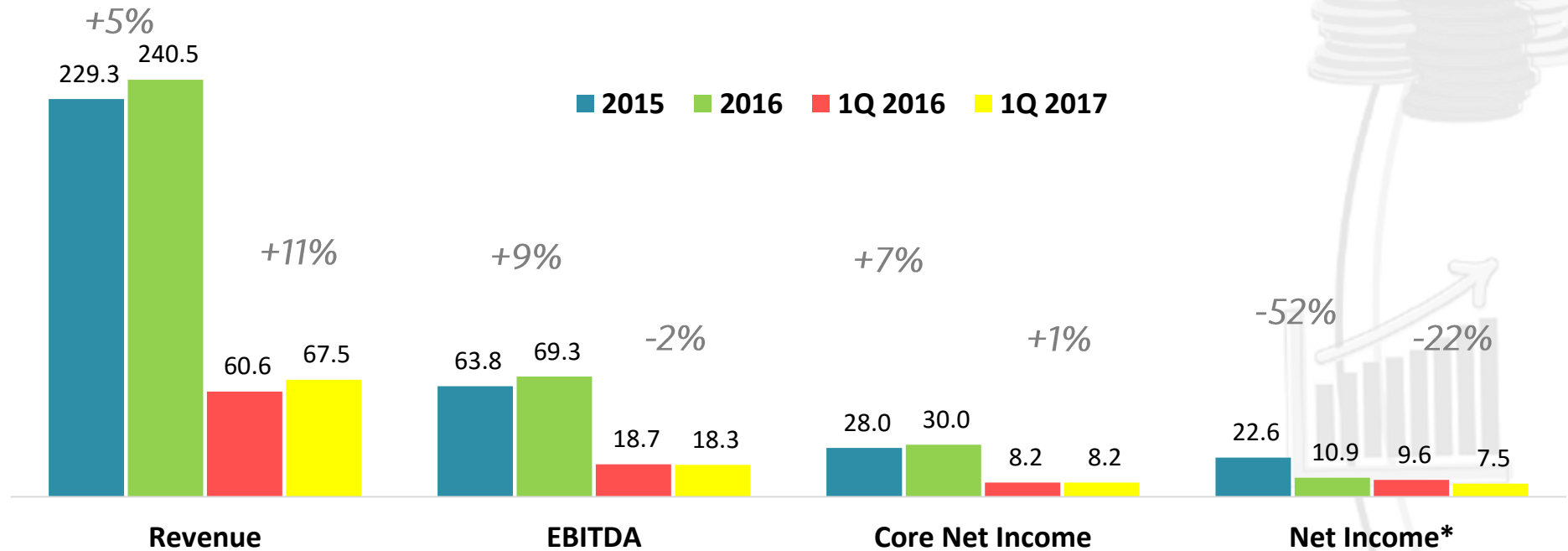
Key Financial Highlights



JG SUMMIT
HOLDINGS, INC.

Financial Highlights

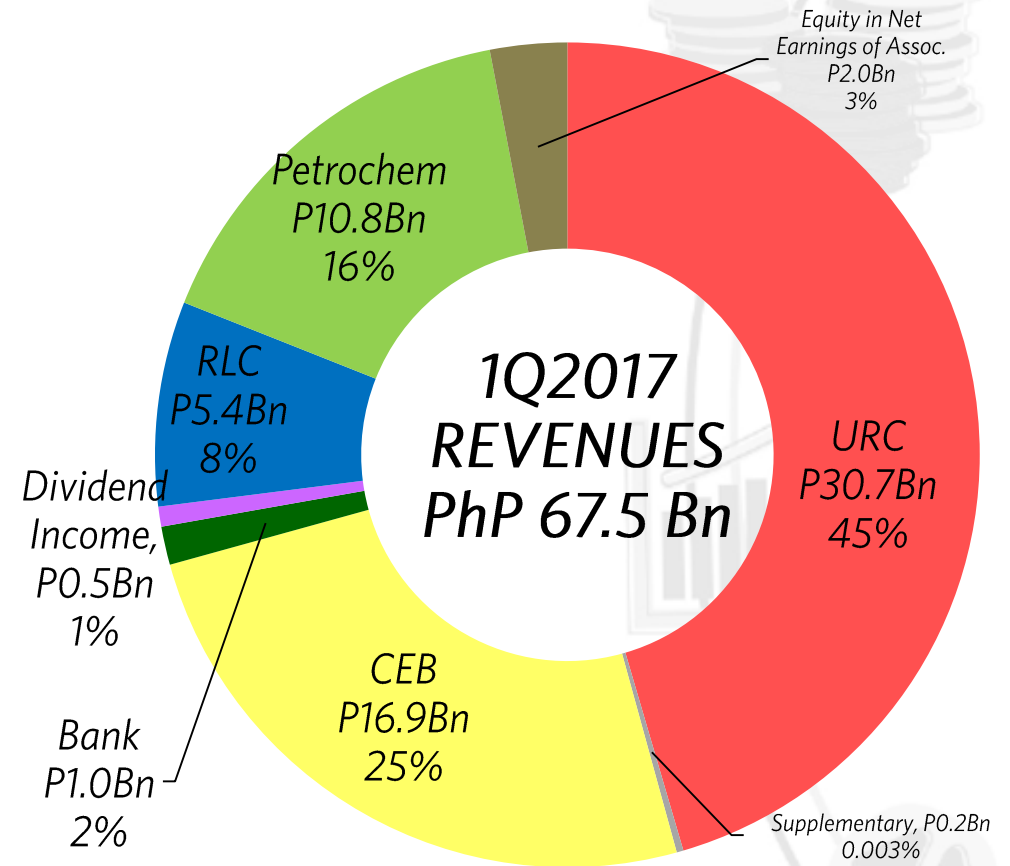
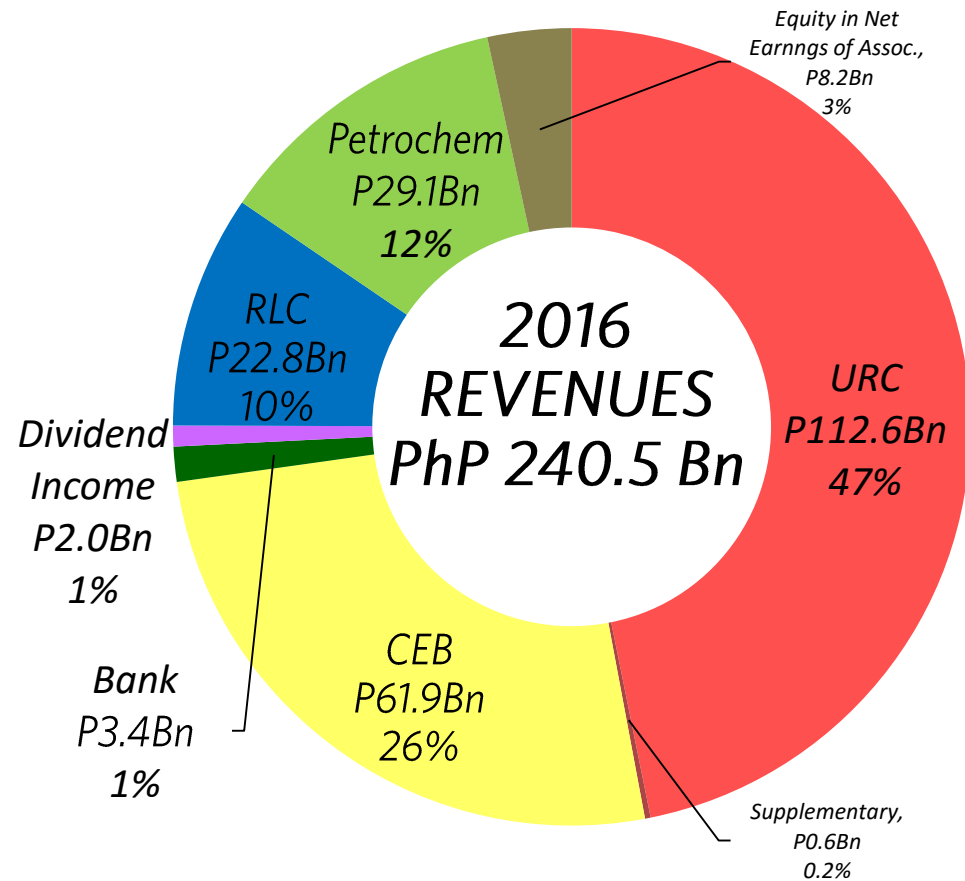
(in PhP Billions)



- Growth in revenues for 2016 and 1Q2017 was due to strong performance of **Cebu Pacific** and **Petrochem** business, respectively.
- Decrease in net income for 2016 and 1Q2017 was due to the decline in PLDT dividends and rise in **fuel prices** and **hedging losses** of CEB.

* from equity holders of the parent

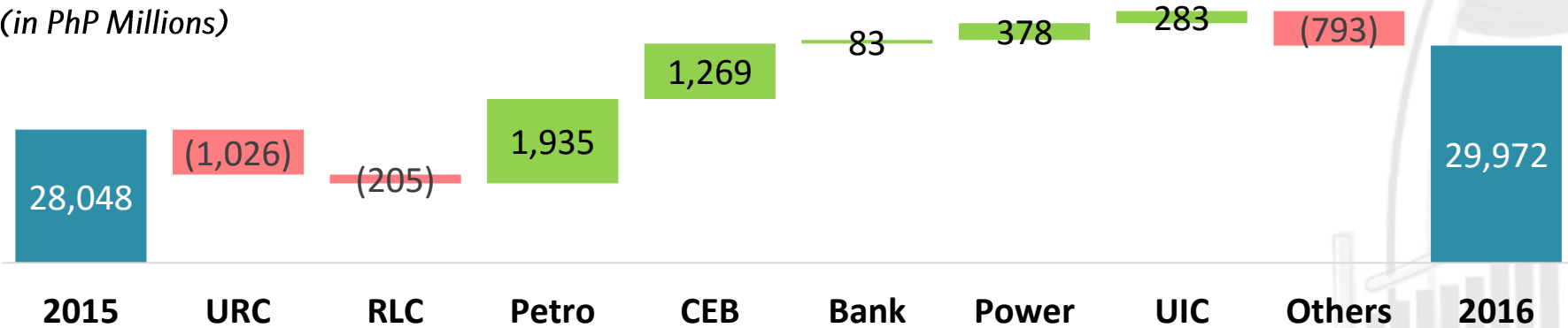
Revenue Contribution



Core Net Income

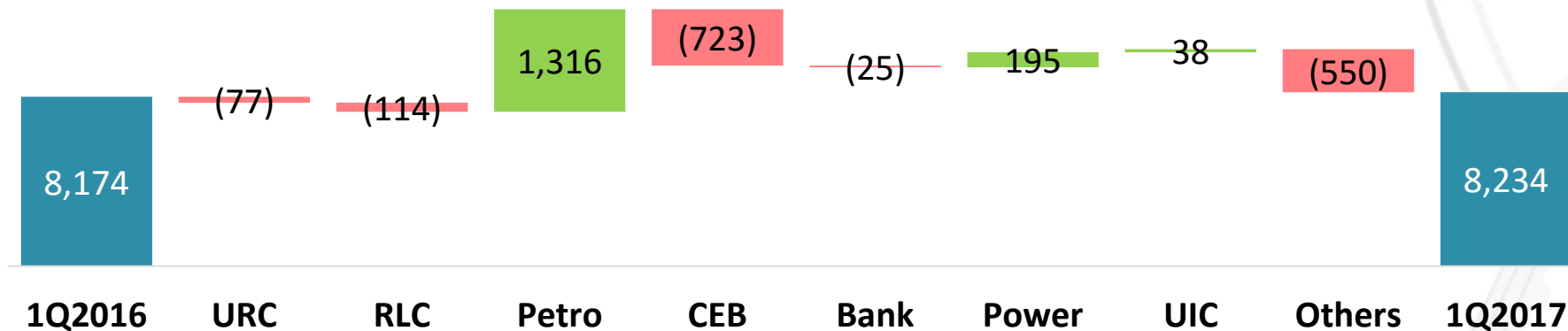
Petro and CEB were bulk of the growth in 2016

(in PhP Millions)



Petrochem and Power drive earnings growth in 1Q2017

(in PhP Millions)



Robust Balance Sheet

(in Php Billions except ratios)

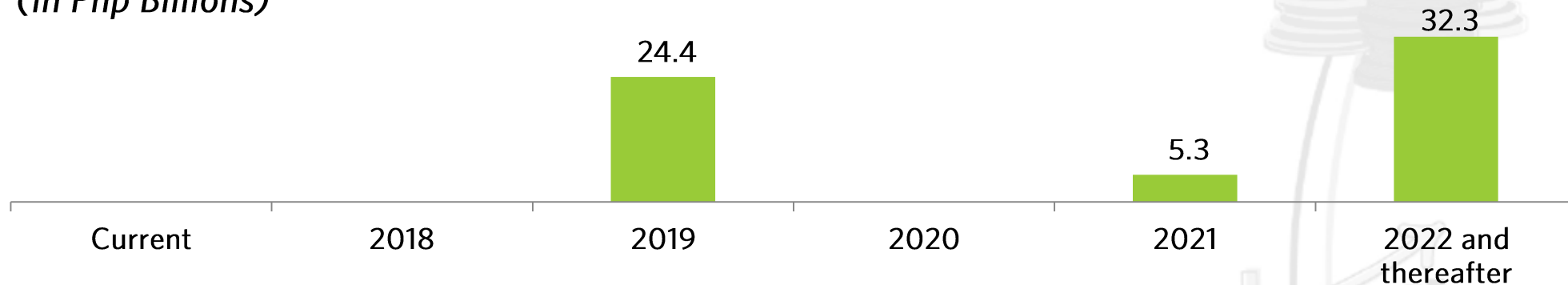
CONSOLIDATED	December 2015	December 2016	March 2017	Growth 2016 vs 1Q17
Cash*	50.7	47.5	48.7	+3%
Total Assets	596.3	666.3	687.4	+3%
Financial Debt	201.4	221.1	226.8	+3%
Net Debt	150.6	173.5	178.1	+3%
D/E Ratio	0.71	0.71	0.70	-1%
Net D/E Ratio	0.52	0.55	0.55	-1%
TOTAL DEBT Breakdown (Conso)				
Total LTD	166.5	159.2	172.7	+8%
Foreign Currency Denominated	124.5	130.7	128.1	-2%

* Cash, FVPL and available for sale (AFS) investments from Robinsons Bank and AFS on PLDT are excluded



Manageable Debt Profile

SCHEDULE OF PARENT DEBT MATURITIES* (in Php Billions)

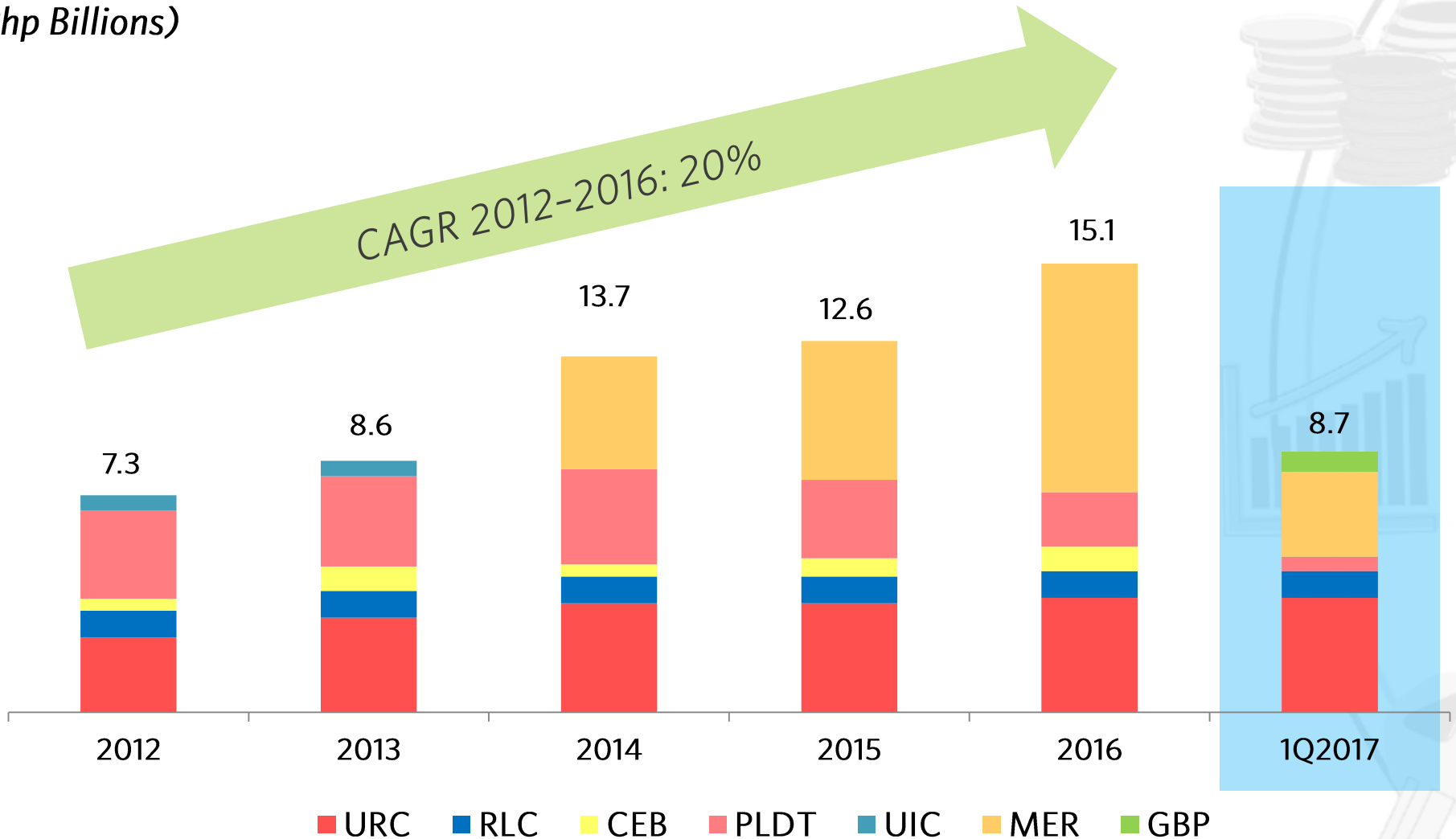


<i>DEBT PROFILE (Parent)</i>	<i>March 2017</i>	<i>December 2016</i>
Total LT Debt (Php Bn)	62.0	61.6
Total ST Debt (Php Bn)	33.2	32.9
Net Debt (Php)	73.4	75.4
Blended Cost of LT Debt	4.8%	4.8%
Blended Avg. Remaining Life	4.8 yrs	5.0 yrs
Interest Expense (Php Bn)	0.9	4.0

* Less unamortized bond issuance costs

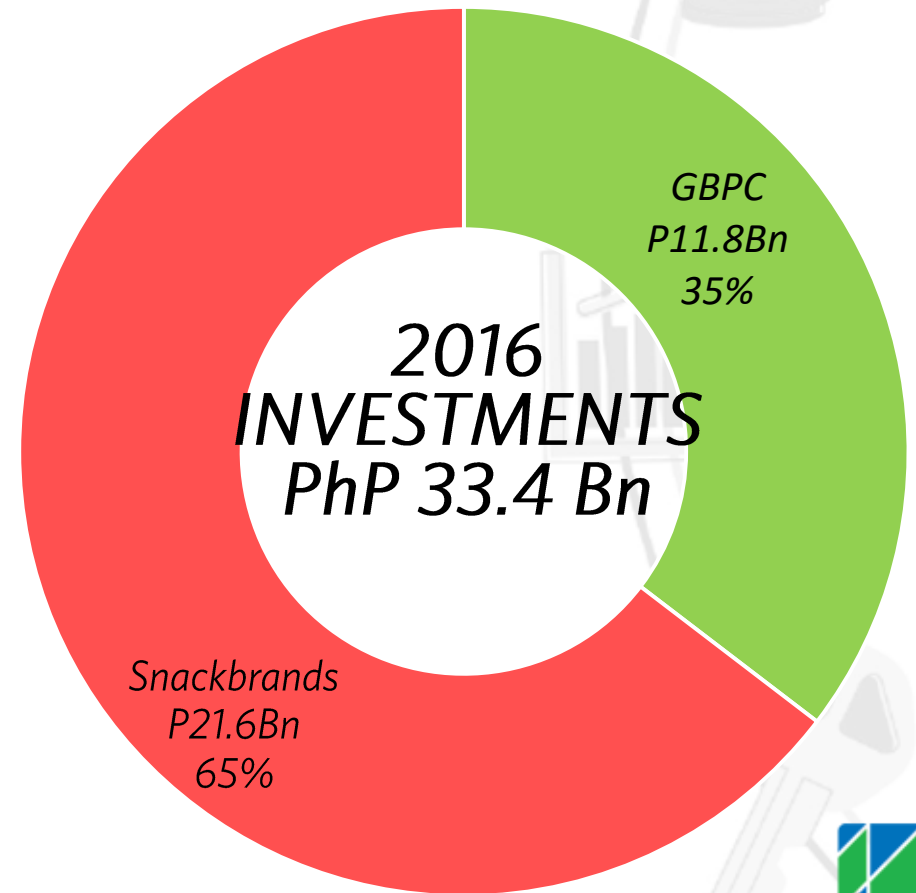
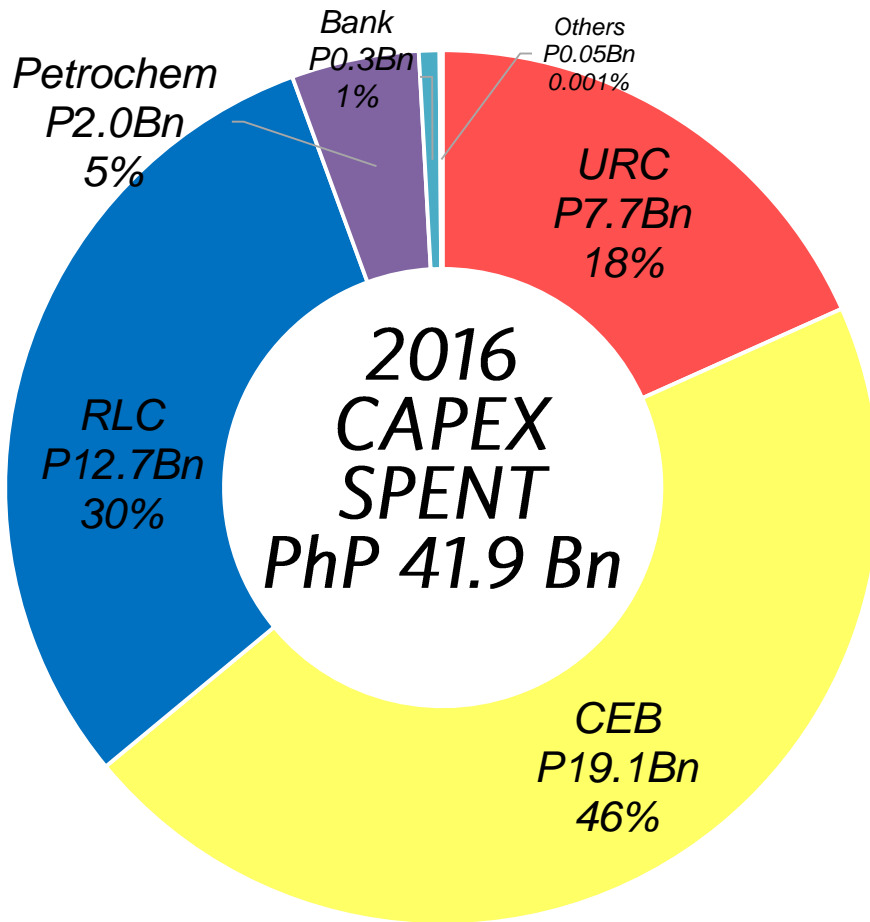
Strong Recurring Dividends

(in Php Billions)




Self-funding Subsidiaries

2017 CAPEX Budget: PhP48.2Bn



Plans and Prospects



JG SUMMIT
HOLDINGS, INC.

Plans and Prospects



- » Competition will further intensify with headwinds on input prices and forex
- » To improve supply chain management, relaunch C2 and Rong Do to recover Vietnam business, and accelerate the synergies in the Oceania business



- » Focus on investment portfolio
- » Remain conservative with project launches in the Residential division



- » Conservative but flexible fleet expansion able to adapt to current developments in the market
- » Upgauging (using bigger planes) and more hubs out of Manila
- » Continue to optimize operations and raw material supply to sustain high run rates.



- » Awarded BOI registrations for 5 expansion projects; started to issue out Invitations to bid for EPC's , target to award within the year.



- » Grow the Bank's core income, launch debit and credit card businesses as well as bancassurance venture
- » Leverage on web and mobile as selling channel



Thank you!



JG Summit Investor Relations
<http://www.jgsummit.com.ph>
IR@jgsummit.com.ph

